






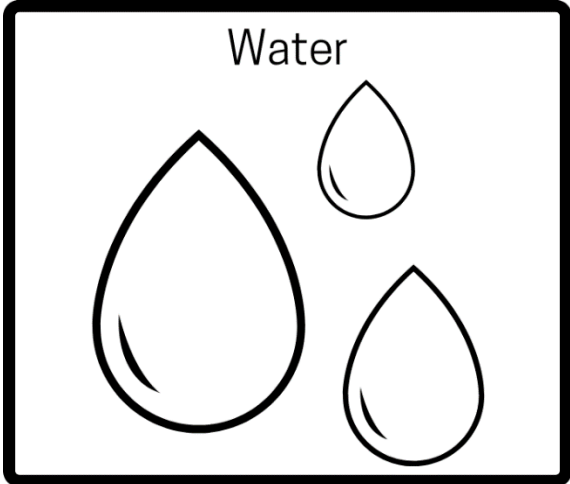
TAKE CARE OF TEXAS: EDUCATOR MATERIALS

WORKSHEET

NATURAL RESOURCES SORT

Instructions: Provide each student with a copy of this worksheet. Ask students to cut out each box on the worksheet and then glue the title boxes (renewable resources and non-renewable resources) to the top of a piece of construction paper. Students will then glue the remaining boxes to the paper under which type of resource they are.

Extension: Have students fold their construction paper in half and write the definition of renewable and non-renewable resources on the back.



Rev. 03/23


How is our customer service? www.tceq.texas.gov/customersurvey

The TCEQ is an equal opportunity employer. The agency does not allow discrimination on the basis of race, color, religion, national origin, sex, disability, age, sexual orientation or veteran status.

Coal




Fossil Fuels



Biomass




Wind



Minerals



Wood



**RENEWABLE
RESOURCES**

Title Box

**NON-RENEWABLE
RESOURCES**

Title Box